

# LGS Fundraiser

## King Soopers (Kroger affiliated stores) Community Rewards Instructions

Members are asking how they can help LGS raise money. LGS participates in the King Soopers Community Rewards. All you need to do is connect your customer loyalty card to the LGS code **LL376**. This is done through your King Soopers account. If you do not have an account, it is easy to create one at <https://www.kingsoopers.com/>. Use your email address for the username and create a password. This account can also be used to order groceries online for pick-up and getting coupons. Rewards are made for purchases at ANY Kroger affiliated store nationwide when using a linked loyalty card.

To link your loyalty card to the LGS number, log into your King Soopers account and scroll all the way to the bottom of the account page. You will see something like **Figure 1**.

Under “Community” you should click on the **Kroger Community Rewards** line.



Figure 1: At the bottom of page find Community and choose Kroger Community Rewards

That will bring up a page shown partly in **Figure 2**. On this page scroll down to the second section, **Link your Card to an organization**. Continue down to **Search for your organization here**. Click the word **here** and a page will come up with a window to search for the organization that you want to link. See **Figure 3**.

Note: If you didn't get Figure 3, but instead get a page asking for username and password, you may not have been signed into your account. If this happens enter your username and password again.

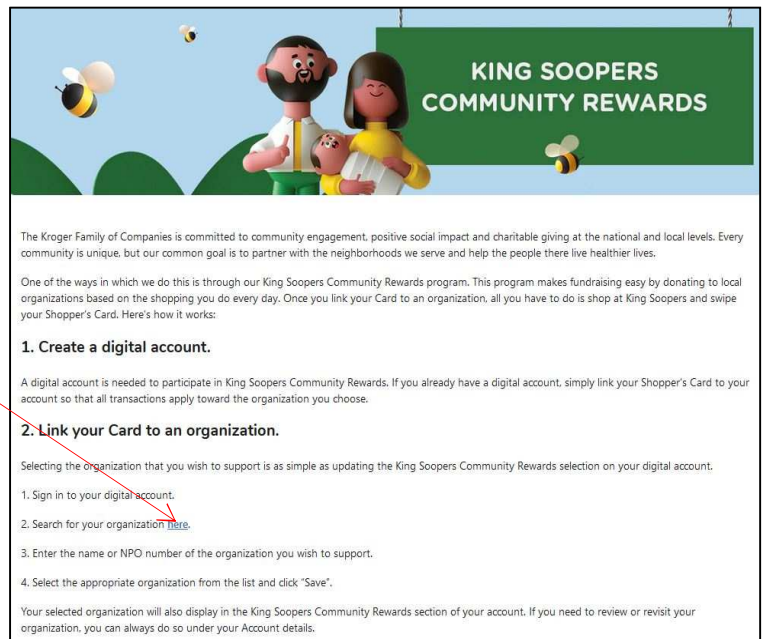


Figure 2: Link your Card to an organization.

On the page shown in **Figure 3**, type either **Longmont Genealogical Society** or **LL376** into the search window and click on the little magnifying glass to search.

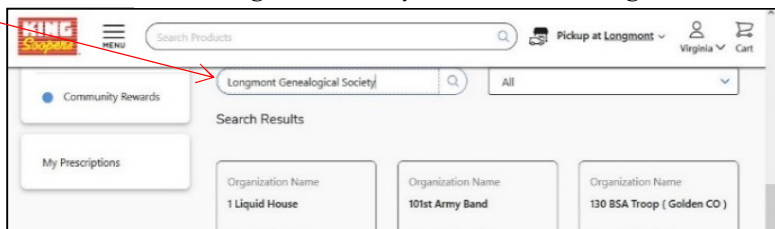


Figure 3: Search for your organization.

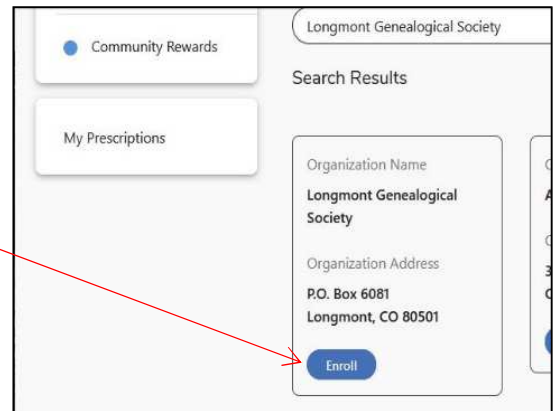
---

## LGS Fundraiser (cont'd)

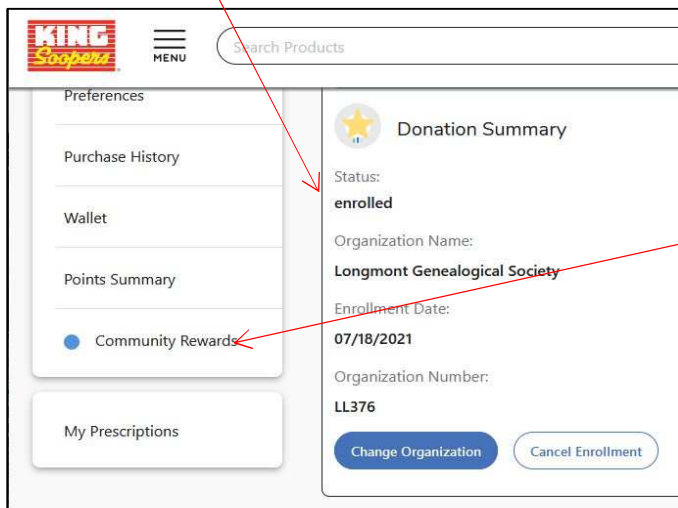
---

**Figure 4** shows the search results when **Longmont Genealogical Society** was entered in the search box. Just click on the **Enroll** button to complete the process.

The next screen, shown in **Figure 5**, confirms that you have enrolled and your card is linked for a donation, based on your purchases, to LGS number **LL376**. That's it, your done!



*Figure 4: Enroll your card.*



*Figure 5: Enrollment Completed.*

Thereafter, you can click the **Community Rewards** button on your account page to confirm this enrollment. The location of this option is also shown in **Figure 5**.

Thank you for taking the time to link your King Soopers customer loyalty card to the LGS rewards # **LL376**.

You don't have to be an LGS member to sign up to help LGS. You don't have to shop in Longmont. If you have neighbors, friends, or family members that haven't enrolled their cards in the Community Rewards Program, recruit them to help LGS.

LGS will receive a check on a quarterly basis determined by the number of people who have signed up and the number of groceries purchased at any Kroger affiliated store in the nation using linked customer loyalty cards. The LGS board will report periodically to its members, how much money has been brought into the organization via this program.

